

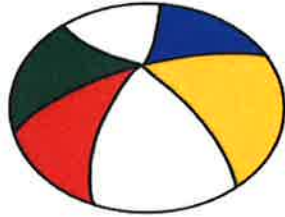


City of Kimball High Points

June 2018

Swimming Pool Schedule & Fees

Open Swimming
 Sunday – Saturday
 1:00 p.m. – 5:00 p.m.
 Family Swim Nights
 Tuesday, Thursday & Sunday
 5:00 p.m. – 7:00 p.m.
 Group Swimming Lessons
 June 18-22 & July 16-20
 11:00 a.m. – 12:00 p.m.
 Parent/Child Swim Class
 July 9-13
 6:00 p.m. – 7:00 p.m.



Daily admittance - \$2.25 person
Daily Lap swim/water walk - \$1.25 / person
Family season pass - \$84 (immediate family only up to 5 members - \$11.25 per additional)
Private swimming lessons - \$50 (five-45 minute sessions)
Group swim lessons - \$28.25 (five-45 minute sessions)
Parent/Child swim classes - \$28.25 (five-45 minute sessions)
Water Aerobics \$5.75 or 6/\$28.25

Pool Manager: Carla Goranson
 Assistant Managers:
 Jaycie Walker, Paycen Harroun
 Pool Phone: 235-4043



The City of Kimball Offices and Departments will be closed on Wednesday, July 4 for the Fourth of July Holiday. The Municipal Pool will be open.



REMINDER!!

The City of Kimball reminds you to keep your property mowed. Per Ordinance 93.19: The owner or occupant of any lot or piece of ground within the city limits shall keep the lot or piece of ground and the adjoining streets and alleys free of any growth of 6 inches or more in height of weeds, grasses or worthless vegetation.

Failure to comply could result in fines.

City of Kimball Office Hours
 Monday— Friday 7:30 AM - 4:30 PM

City of Kimball Landfill Hours
 Monday—Saturday
 7:30 AM—12:00 PM 1:00 PM — 3:00 PM

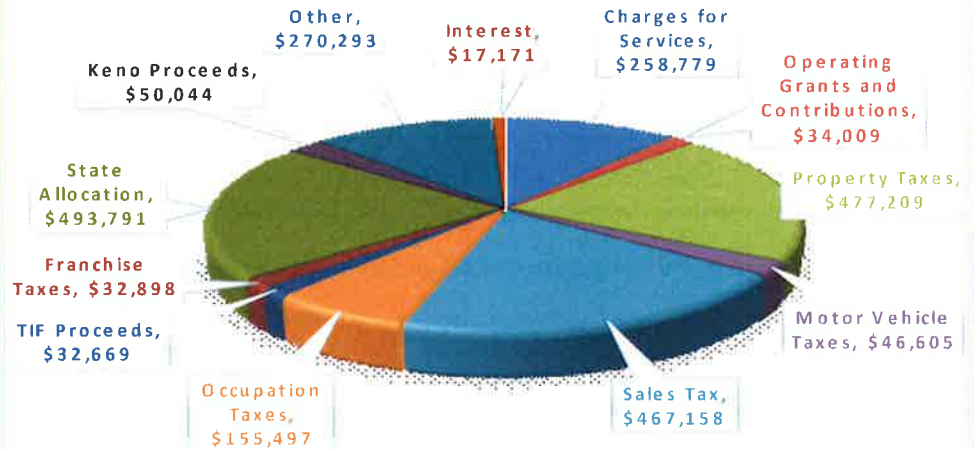


Adrian Fuss accepts a check from ACE for the efforts of The Friends of The Goodhand in distributing door hangers throughout the community.

Here is a financial snapshot of the City of Kimball General Fund for the 2016-2017 year. The data was taken for the City's annual audit prepared by Almquist, Maltzahn, Gallo-way & Luth.

According to the audit, revenues exceeded expenses by nearly \$300,000 in the General Fund.

GENERAL FUND REVENUES 2016-2017



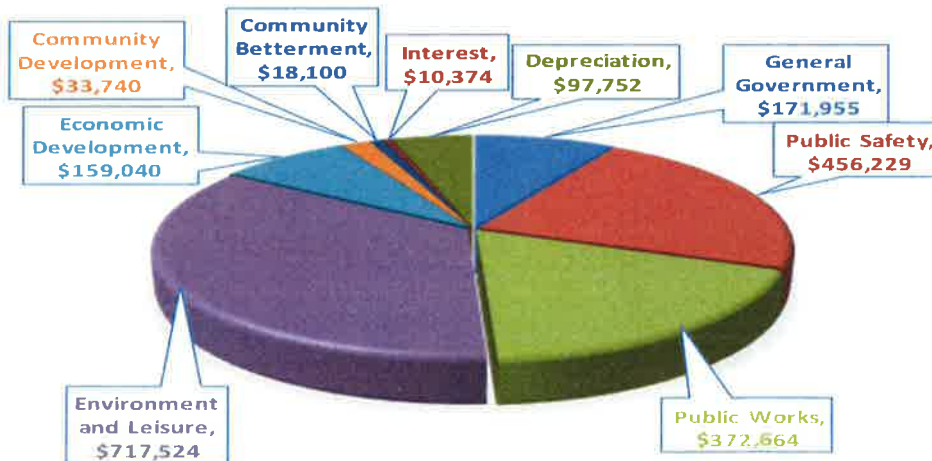
GENERAL FUND REVENUES

Charges for Services	\$258,779	11%
Operating Grants. Contributions	\$34,009	1%
Property Taxes	\$477,209	20%
Motor Vehicle Taxes	\$46,605	2%
Sales Tax	\$467,158	20%
Occupation Taxes	\$155,497	7%
TIF Proceeds	\$32,669	1%
Franchise Taxes	\$32,898	1%
State Allocation	\$493,791	21%
Keno Proceeds	\$50,044	2%
Fees & Other	\$270,293	12%
Interest	\$17,171	1%
Total	\$2,336,123	100%

GENERAL FUND EXPENSES

General Government	\$ 171,955	8%
Public Safety	\$ 456,229	22%
Public Works	\$ 372,664	18%
Environment and Leisure	\$ 717,524	35%
Economic Development	\$ 159,040	8%
Community Development	\$ 33,740	2%
Community Betterment	\$ 18,100	1%
Interest	\$ 10,374	1%
Depreciation	\$ 97,752	5%
Total	\$2,037,378	100%

GENERAL FUND EXPENSES 2016-2017

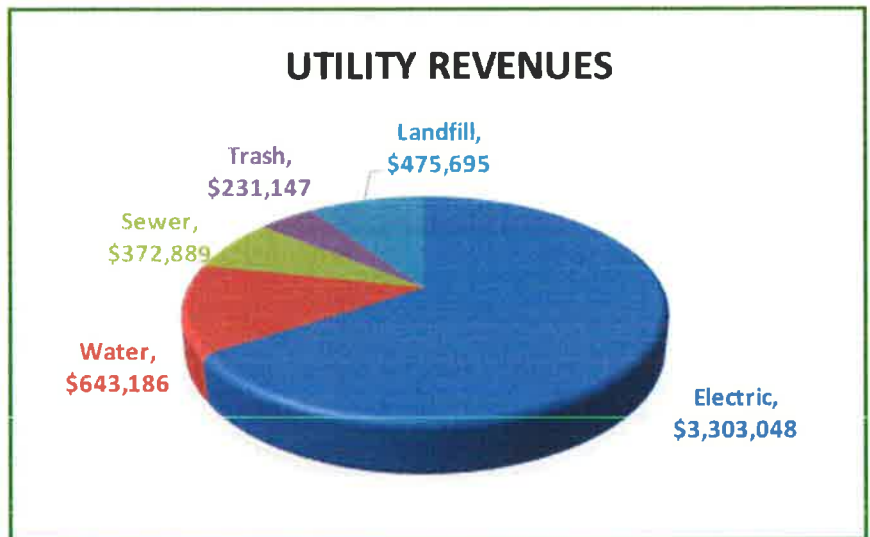




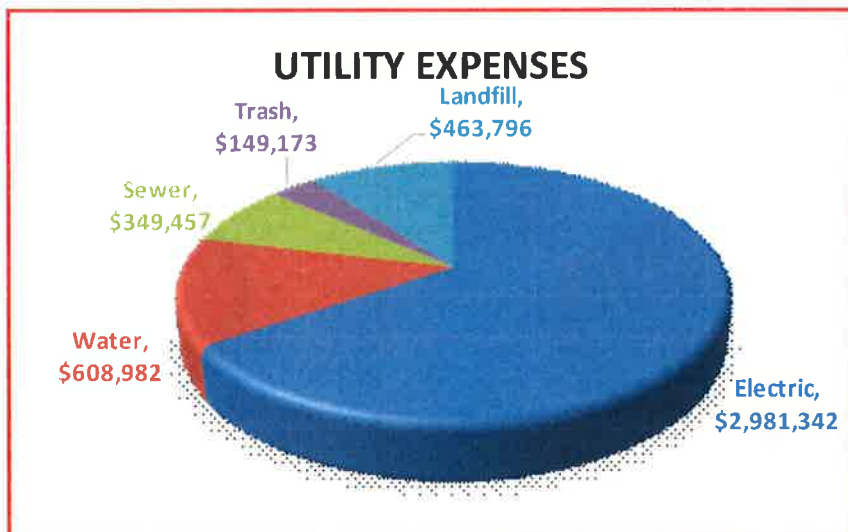
CITY OF KIMBALL FINANCIAL SUMMARY 2016-2017

- ◆ The utilities are a majority of the City's financial picture.
- ◆ Electric comprises 2/3 of all utility expenses and revenues.
- ◆ Purchase of power constitutes a majority of the electric expenses.

	REVENUES	
Electric	\$ 3,303,048	66%
Water	\$ 643,186	13%
Sewer	\$ 372,889	7%
Trash	\$ 231,147	5%
Landfill	\$ 475,695	9%
Total	\$ 5,025,965	100%



Electric revenues includes a one-time payment from Kimball Wind LLC of \$280,000



	EXPENSES	
Electric	\$ 2,981,342	65%
Water	\$ 608,982	13%
Sewer	\$ 349,457	8%
Trash	\$ 149,173	3%
Landfill	\$ 463,796	10%
Total	\$ 4,552,750	99%